

Parent Resource Tool



Below are strategies and activities, **tailored for your child**, that you can do with them at home to improve their understanding of important concepts in reading and math.

Reading

Strategies to improve your child's grade 5 reading understanding



Understanding/Analysis Across Genres

- Read about an event you and your child attended or write your own accounts of an event you shared. Read the two pieces and compare the differences between them, such as the perspectives from which they were written.
- Encourage your child to read to a younger sibling. Let him take over ritual reading at bedtime once a week to ensure he reads something.



Understanding/Analysis of Literary Texts

- Visit your local library often. Encourage your child to check out a variety of books, both fiction and non-fiction.
- Gently correct mistakes. Re-read the entire sentence for your child. Instead of criticizing, a gentle correction might sound like, "Oops, that's not quite right. That word is ..."



Understanding/Analysis of Informational Texts

- Have your child read a recipe before you make it together for dinner. Discuss what any abbreviations mean, and how it must be written differently than a fiction text.



Writing Composition, Revision and Editing

- Encourage your child to start a daily journal to document her thoughts and challenges.

Mathematics

Strategies to improve your child's grade 5 math understanding



Numerical Representations and Relationships

- Have your child order numbers that are found in everyday life from least to greatest and greatest to least. Examples might include numbers on a grocery receipt, food prices, numbers on boxes (volume, weight, calories, salt content, protein, sugar content, etc.), road signs, or gas prices.
- Have your child write decimals found in everyday life in expanded notation (e.g., 0.25 as $2 \times 0.10 + 5 \times 0.01$)



Computations and Algebraic Relationships

- Arrange a certain number of objects into every possible array. Ask your child to identify the number of rows and columns, and the total number of objects.
- Have your child double check the sum on a receipt for four or five items.



Geometry and Measurement

- Have your child measure lengths of objects using different units (feet and inches or centimeters and meters) and double check measurements using conversions (12 inches in a foot or 100 centimeters in a meter).



Data Analysis and Personal Financial Literacy

- Give your child a collection of everyday objects such as a set of markers or a basket of socks. Ask her to create a bar graph and use the bar graph to create a stem-and-leaf plot representing the objects.
- Have your child look at a pay stub and identify the gross income and the net income.

Maximize Time During Parent Teacher Conferences

Sample Questions to Ask the Teacher:

- What does my child seem to be the most interested in at school?
- Does my child have good friends in class and at school?
- What is the most important thing that I can be doing to prepare my child for high school?
- Is my child giving his/her best effort?
- What could my child be doing that he or she is not already doing?
- How is my child's work completion in your class?

26Y5R7
Unique Access Code

For more information visit www.texasassessment.com.

Informed Parents. Better Schools.

STAAR Results

STATE OF TEXAS ASSESSMENTS OF ACADEMIC READINESS



2018 STAAR Report Card



About the STAAR Test

Your child took the STAAR in May 2018. This test asks students to answer questions that measure the knowledge and skills they need to be prepared for college or a career. If you have questions about this report, please talk to your child's teacher or principal, or learn more by visiting www.texasassessment.com.



What the Results Mean

This report shows how well your child did on the assessment. There are 4 levels of Performance.



MASTERS GRADE LEVEL

Mastery of the course knowledge and skills is shown — student is on track for college and career readiness.



MEETS GRADE LEVEL

Strong knowledge of course content — student is prepared to progress to the next grade.



APPROACHES GRADE LEVEL

Some knowledge of course content, but may be missing critical elements — student needs additional support in the coming year.



DID NOT MEET GRADE LEVEL

No basic understanding of course expectations is shown — student may need significant support in the coming year.

From the Commissioner

Tests are a part of life. Our kids will take tests to get a driver's license, to get into college, and even to get certain jobs. As a parent of two myself, I know that no one test can tell me everything about my children. But the STAAR tests have been designed to provide useful information about how much our children have learned academically and how well prepared they are for what comes next.

Students who meet or master grade level by high school graduation have more than a 60% chance of passing their college classes, substantially increasing their lifetime earnings and prospects for success. This report is intended to give you information on how well your child learned this year's academic material in school and how you can help them learn even more.



Mike Morath, Commissioner of Education

John Smith

Enrolled Grade: 5

Date of Birth: 01/01/75 Student ID: *****9901 Local Student ID: --- District: 257-999 ZY CRUSE ISD

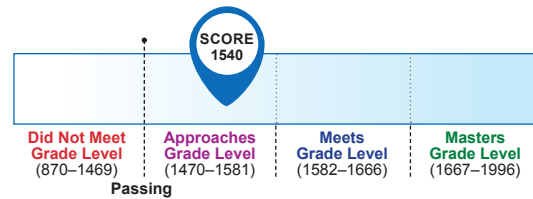
Your Child's Performance at a Glance

Reading
 Approaches
 Grade Level
 Test Date: March 2018

Mathematics
 Approaches
 Grade Level
 Test Date: March 2018

Science
 Approaches
 Grade Level
 Test Date: May 2018

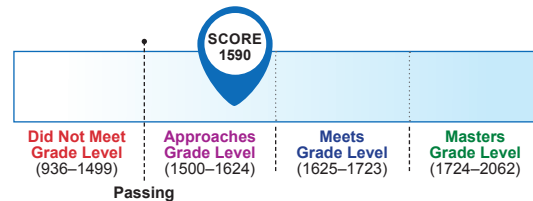
Reading Test Date: March 2018



CATEGORY	ANSWERED CORRECTLY
1. Understanding/Analysis Across Genres	7 of 8
2. Understanding/Analysis of Literary Texts	9 of 16
3. Understanding/Analysis of Informational Texts	9 of 14
TOTAL	25 of 38

39th PERCENTILE
 Your child scored the same or better than 39% of all Grade 5 students in Texas.

Mathematics Test Date: March 2018

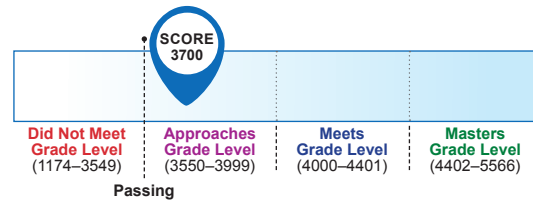


CATEGORY	ANSWERED CORRECTLY
1. Numerical Representations and Relationships	4 of 6
2. Computations and Algebraic Relationships	12 of 17
3. Geometry and Measurement	6 of 9
4. Data Analysis and Personal Financial Literacy	2 of 4
TOTAL	24 of 36

Current Quantile Measure: **847Q**

51th PERCENTILE
 Your child scored the same or better than 51% of all Grade 5 students in Texas.

Science Test Date: May 2018



CATEGORY	ANSWERED CORRECTLY
1. Matter and Energy	2 of 6
2. Force, Motion, and Energy	3 of 8
3. Earth and Space	4 of 10
4. Organisms and Environments	4 of 12
TOTAL	13 of 36

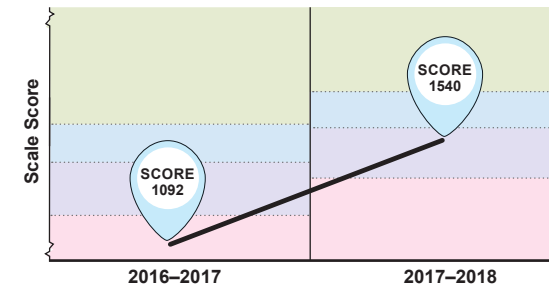
45th PERCENTILE
 Your child scored the same or better than 45% of all Grade 5 students in Texas.

John Smith

Campus: 042 YAHOO M S Class Group: SEC E FIVE FIVE Report Date: JUNE 2018 Date of Testing: MAY 2018

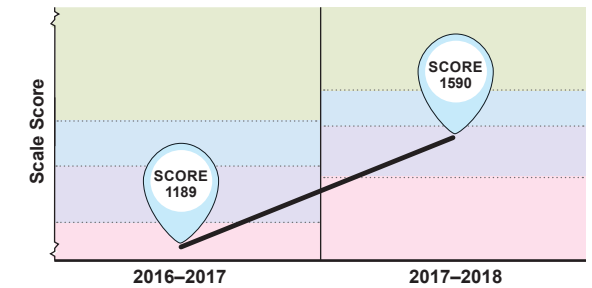
Reading

Expected Progress
 Your Child Showed Expected Progress For 1 Year of Instruction



Mathematics

Expected Progress
 Your Child Showed Expected Progress For 1 Year of Instruction



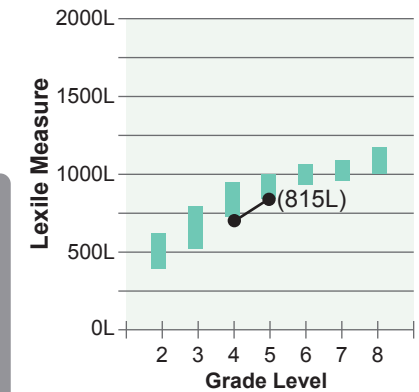
Your Child's Reading Measure History (Lexile® Measure)

The Lexile measure indicates the difficulty of the materials that your child can read successfully.

Here are some books recommended for your child's grade.



Your Child's Lexile History
 Current Lexile Measure: **815L**



Copyright © 2017 MetaMetrics.

26Y5R7 Unique Access Code
Want More Resources to Help Your Child in School?
 For helpful tips and tools, including information on how to improve math skills and participate in a summer math challenge from home, please visit www.texasassessment.com.

- Go to www.texasassessment.com
- Find your unique access code in the monitor to the left
- Enter the code and click on the button to log in and learn more!

LEXILE
Learn More about Your Child's Lexile Level
 For more information about your child's reading level history, including an interactive Lexile Growth Planner™ and a Find A Book Tool, visit: www.texasassessment.com/lexile.